

PRODUCT DATASHEET

ENDURA Style Ring 13.5W Dark Grey

ENDURA® STYLE RING | Wall and ceiling luminaires with modern design in round shape



Areas of application

- Outdoor use (IP44)
- Building facades
- Patios, balconies

Product benefits

- Energy-efficient thanks to LED technology
- Easy and quick installation

Product features

- Bright and functional outdoor LED luminaires
- Die-cast aluminum housing
- Available in two housing colors



TECHNICAL DATA

Electrical data

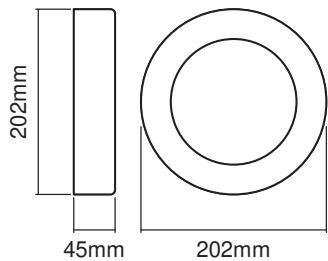
Nominal wattage	13.50 W
Nominal voltage	220...240 V
Mains frequency	50...60 Hz
Max. number of luminaires per miniature circuit breaker B16	100
Max. number of luminaires per miniature circuit breaker C16	200
Power factor λ	> 0.5
Total harmonic distortion	≤ 20 %
Protection class	I
Operating mode	Mains voltage

Photometrical data

Luminous flux	480 lm
Luminous efficacy	37 lm/W
Color temperature	3000 K
Light color (designation)	Warm White
Color rendering index Ra	> 80
Standard deviation of color matching	≤6 sdc _m
Photobiological safety group acc. to EN62778	RG0
Beam angle	80 °
UGR	< 25

Dimensions & Weight

Diameter	202.00 mm
Length	202.0 mm
Width	202.0 mm
Height	45.00 mm
Product weight	760.00 g



PG ENDURA STYLE Ring MiPRC

Materials & Colors

Product color	Dark gray
Housing color	Dark gray
Body material	Aluminum
Cover material	Polycarbonate (PC)
Mercury content	0.0 mg

Application & Mounting

Ambient temperature range	-20...+40 °C
Temperature range at storage	-20...+85 °C
Type of connection	Screw terminal
Type of protection	IP54
Protection class IK (shock resistance)	IK07
Dimmable	No
Mounting type	Surface
Application environment	Outdoor
With light source	Yes
Replaceable light source	No

Lifespan

Number of switching cycles	15000
----------------------------	-------

Certificates & Standards

Standards	CE / UKCA / EAC
Luminaire with limited surface temperature, "D sign"	No

Additional product data

Number of illuminants	empty
-----------------------	-------





EQUIPMENT / ACCESSORIES

- Complete mounting and connecting accessories included

Safety advice

- All electrical connections must be made by a qualified person.
- Caution, risk of electric shock.
- Product in protection class I. All electrically conductive, metallic housing parts that can absorb voltage during operation or during maintenance in the event of a fault must be continuously connected to the protective earthing conductor.

DOWNLOAD DATA

Documents and certificates		Document name
	User instruction / safety instructions	ENDURA STYLE RING SQUARE
	Legal information	Safety insert G11219578
	Declarations of conformity	CE Declaration Endura Style Ring
	Declarations of conformity UKCA	Fixed LUM

LOGISTICAL DATA

Product code	Packaging unit (Pieces/Unit)	Dimensions (length x width x height)	Gross weight	Volume
4099854461835	Folding box 1	65 mm x 237 mm x 228 mm	968.00 g	3.51 dm ³
4099854461842	Shipping box 6	470 mm x 255 mm x 215 mm	5810.00 g	25.77 dm ³

The mentioned product code describes the smallest quantity unit which can be ordered. One shipping unit can contain one or more single products. When placing an order, for the quantity please enter single or multiples of a shipping unit.

DISCLAIMER

Subject to change without notice. Errors and omission excepted. Always make sure to use the most recent release.