

PRODUCT DATASHEET

ENDURA Style Wide 12W White

ENDURA® STYLE WIDE | Luminaires with classic shape and modern technology



Areas of application

- Outdoor use (IP44)
- Building facades
- Entrance lighting

Product benefits

- Energy-efficient thanks to LED technology
- Easy and quick installation

Product features

- Bright and functional outdoor LED luminaires
- Die-cast aluminum housing
- Available in two housing colors



TECHNICAL DATA

Electrical data

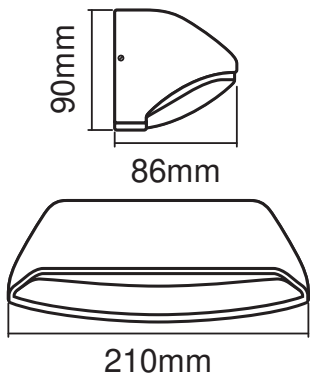
Nominal wattage	12.00 W
Nominal voltage	220...240 V
Mains frequency	50...60 Hz
Max. number of luminaires per miniature circuit breaker B16	105
Max. number of luminaires per miniature circuit breaker C16	210
Power factor λ	> 0.5
Total harmonic distortion	≤ 20 %
Protection class	I
Operating mode	Mains voltage

Photometrical data

Luminous flux	530 lm
Luminous efficacy	44 lm/W
Color temperature	3000 K
Light color (designation)	Warm White
Color rendering index Ra	> 80
Standard deviation of color matching	≤6 sdc _m
Photobiological safety group acc. to EN62778	RG0
Beam angle	115 °
UGR	< 25

Dimensions & Weight

Length	86.00 mm
Width	210.00 mm
Height	90.00 mm
Product weight	560.00 g



PG ENDURA STYLE Wide MiPRC

Materials & Colors

Product color	White
Housing color	White
Body material	Aluminum
Cover material	Polycarbonate (PC)
Mercury content	0.0 mg

Application & Mounting

Ambient temperature range	-20...+40 °C
Temperature range at storage	-20...+85 °C
Type of connection	Screw terminal
Type of protection	IP54
Protection class IK (shock resistance)	IK07
Dimmable	No
Mounting type	Surface
Application environment	Outdoor
With light source	Yes
Replaceable light source	No

Lifespan

Number of switching cycles	15000
----------------------------	-------

Certificates & Standards

Standards	CE / UKCA / EAC
Luminaire with limited surface temperature, "D sign"	No

Replaceable light source (EPREL)	Not replaceable
----------------------------------	-----------------

Additional product data

Number of illuminants	empty
-----------------------	-------





EQUIPMENT / ACCESSORIES

- Complete mounting and connecting accessories included

Safety advice

- All electrical connections must be made by a qualified person.
- Caution, risk of electric shock.
- Product in protection class I. All electrically conductive, metallic housing parts that can absorb voltage during operation or during maintenance in the event of a fault must be continuously connected to the protective earthing conductor.

DOWNLOAD DATA

	Documents and certificates	Document name
	User instruction / safety instructions	ENDURA STYLE WIDE
	Legal information	Safety insert G11219578
	Declarations of conformity	CE Declaration Endura Style Wide
	Declarations of conformity UKCA	Fixed LUM

LOGISTICAL DATA

Product code	Packaging unit (Pieces/Unit)	Dimensions (length x width x height)	Gross weight	Volume
4099854462153	Folding box 1	115 mm x 302 mm x 148 mm	950.00 g	5.14 dm ³
4099854462160	Shipping box 6	320 mm x 310 mm x 365 mm	5700.00 g	36.21 dm ³

The mentioned product code describes the smallest quantity unit which can be ordered. One shipping unit can contain one or more single products. When placing an order, for the quantity please enter single or multiples of a shipping unit.

DISCLAIMER

Subject to change without notice. Errors and omission excepted. Always make sure to use the most recent release.