

## PRODUCT DATASHEET

### ENDURA Style UpDown 12W White

ENDURA® STYLE UPDOWN | Luminaires with classic shape and light outlet up and down



#### Areas of application

- Outdoor use (IP44)
- Building facades
- Decorative illumination

#### Product benefits

- Energy-efficient thanks to LED technology
- Easy and quick installation

#### Product features

- Very bright and functional outdoor LED luminaires
- Die-cast aluminum housing
- Available in two housing colors



---

## TECHNICAL DATA

### Electrical data

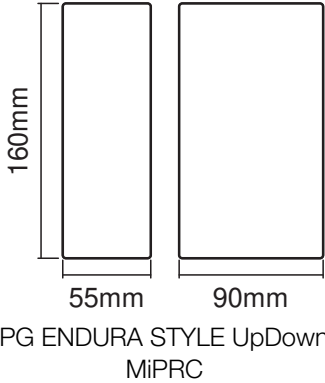
|   |               |
|---|---------------|
| Nominal wattage   | 12.00 W       |
| Nominal voltage   | 220...240 V   |
| Mains frequency   | 50...60 Hz    |
| Nominal current   | 60.000 mA     |
| Max. number of luminaires per miniature circuit breaker B16 | 26            |
| Max. number of luminaires per miniature circuit breaker C16 | 35            |
| Power factor $\lambda$                                      | > 0.5         |
| Total harmonic distortion                                   | $\leq 70$ %   |
| Protection class  | I             |
| Operating mode  | Mains voltage |

### Photometrical data

|  |                           |
|--|---------------------------|
| Luminous flux                                | 700 lm                    |
| Luminous efficacy                            | 58 lm/W                   |
| Color temperature                            | 3000 K                    |
| Light color (designation)                    | Warm White                |
| Color rendering index Ra                     | > 80                      |
| Standard deviation of color matching         | $\leq 6$ sdc <sub>m</sub> |
| Photobiological safety group acc. to EN62778 | RG0                       |
| Beam angle                                   | 100 °                     |
| UGR  | < 22                      |

### Dimensions & Weight

|                |           |
|----------------|-----------|
| Length         | 55.00 mm  |
| Width          | 90.00 mm  |
| Height         | 160.00 mm |
| Product weight | 480.00 g  |



Materials & Colors

|                 |          |
|-----------------|----------|
| Product color   | White    |
| Housing color   | White    |
| Body material   | Aluminum |
| Cover material  | Glass    |
| Mercury content | 0.0 mg   |

Application & Mounting

|  |                |
|--|----------------|
| Ambient temperature range              | -20...+40 °C   |
| Temperature range at storage           | -20...+85 °C   |
| Type of connection                     | Screw terminal |
| Type of protection                     | IP44           |
| Protection class IK (shock resistance) | IK06           |
| Dimmable                               | No             |
| Mounting type                          | Surface        |
| Application environment                | Outdoor        |
| With light source                      | Yes            |
| Replaceable light source               | No             |

Lifespan

|                            |                       |
|----------------------------|-----------------------|
| Lifespan L70/B50 at 25 °C  | 30000 h <sup>1)</sup> |
| Number of switching cycles | 15000                 |

1) t[h]: L70 / B50 @ 25 °C (Ta), t[h]: L80 / B10 @ 25 °C (Ta), t[h]: L90 / B10 @ 25 °C (Ta)

Certificates & Standards

|  |                 |
|--|-----------------|
| Standards  | CE / UKCA / EAC |
| Luminaire with limited surface temperature, "D sign" | No              |

Additional product data

|                       |       |
|-----------------------|-------|
| Number of illuminants | empty |
|-----------------------|-------|





EQUIPMENT / ACCESSORIES

- Complete mounting and connecting accessories included

Safety advice

- All electrical connections must be made by a qualified person.
- Caution, risk of electric shock.
- Product in protection class I. All electrically conductive, metallic housing parts that can absorb voltage during operation or during maintenance in the event of a fault must be continuously connected to the protective earthing conductor.

DOWNLOAD DATA

| Documents and certificates   |  | Document name                      |
|--|--|------------------------------------|
|  | User instruction / safety instructions | ENDURA STYLE UPDOWN                |
|  | Legal information                      | Safety insert G11219578            |
|  | Declarations of conformity             | CE Declaration Endura Style UpDown |
|  | Declarations of conformity UKCA        | Fixed LUM                          |

LOGISTICAL DATA

| Product code  | Packaging unit (Pieces/Unit) | Dimensions (length x width x height) | Gross weight | Volume    |
|---------------|------------------------------|--------------------------------------|--------------|-----------|
| 4099854453830 | Folding box<br>1             | 74 mm x 109 mm x 180 mm              | 603.00 g     | 1.45 dm³  |
| 4099854453847 | Shipping box<br>6            | 240 mm x 240 mm x 195 mm             | 3620.00 g    | 11.23 dm³ |

The mentioned product code describes the smallest quantity unit which can be ordered. One shipping unit can contain one or more single products. When placing an order, for the quantity please enter single or multiples of a shipping unit.

DISCLAIMER

Subject to change without notice. Errors and omission excepted. Always make sure to use the most recent release.