

# PRODUCT DATASHEET

## LED Spot Brick 1xGU10 White and Wood

LED Spot Brick | Ceiling mounted luminaires made with mixed materials with adjustable GU10 spotlights



---

### Areas of application

- Indoor applications
- Corridors, entrance areas, stairwells, living rooms, bedrooms, basements

---

### Product benefits

- High-quality housing with matt white surface
- Flexible thanks to replaceable LED lamps
- Easy mounting

---

### Product features

- Luminaire family features five versions with up to 4 spot heads
- Housing material: metal and wood
- On/off switch on 1-head version for easy operation
- Adjustable heads



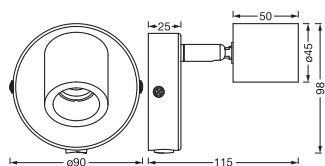
TECHNICAL DATA

Electrical data

Nominal voltage	220...240 V
Mains frequency	50...60 Hz
Protection class	I
Operating mode	Mains voltage

Dimensions & Weight

Length	90.00 mm
Width	115.00 mm
Height	98.00 mm
Product weight	190.00 g



LED SPOT BRICK 1XGU10 WT

Materials & Colors

Product color	White Wood decor
Housing color	White Wood decor
Body material	Steel Rubberwood
Glow Wire Test according to IEC 60695-2-12	650 °C

Application & Mounting

Ambient temperature range	-20...+40 °C
Temperature range at storage	-20...+80 °C
Type of connection	Terminal, 2-Pole (L, N)
Dimmable	No
Mounting type	Surface
Mounting location	Wall
Adjustable	Yes
With light source	No

Replaceable light source	No
Holder designation	GU10

### Emergency lighting

Type of emergency operation test	None
----------------------------------	------

### Certificates & Standards

Standards	CE / UKCA
Luminaire with limited surface temperature, "D sign"	No
Ball shot safe	No



### Additional product data

Product remark	Maximum bulb wattage: 5 W LED / Available from October 2025
Number of illuminants	1

### Safety advice

- All electrical connections must be made by a qualified person.
- Caution, risk of electric shock.
- Product in protection class I. All electrically conductive, metallic housing parts that can absorb voltage during operation or during maintenance in the event of a fault must be continuously connected to the protective earthing conductor.
- Check wall-ceiling for suitability. If uncertain, seek professional advice.

### DOWNLOAD DATA

Documents and certificates	Document name
 User instruction / safety instructions	LED SPOT BRICK G11238936
 Declarations of conformity	LED SPOT CE declaration

### LOGISTICAL DATA

Product code	Packaging unit (Pieces/Unit)	Dimensions (length x width x height)	Gross weight	Volume
4058075852488	Folding box 1	87 mm x 102 mm x 102 mm	259.00 g	0.91 dm <sup>3</sup>
4058075852495	Shipping box 4	225 mm x 195 mm x 130 mm	1221.00 g	5.70 dm <sup>3</sup>

The mentioned product code describes the smallest quantity unit which can be ordered. One shipping unit can contain one or more single products. When placing an order, for the quantity please enter single or multiples of a shipping unit.

## DISCLAIMER

Subject to change without notice. Errors and omission excepted. Always make sure to use the most recent release.