

PRODUCT DATASHEET

Spot Essential 5x2.6W GU10 White

LED SPOT SET RECESS ESSENTIAL GU10 | Essential Recess ceiling light for basic user purpose with GU10 lamp included



Areas of application

- Indoor applications
- Corridors, entrance areas, stairwells, living rooms, basements
- Bedrooms
- Kitchens

Product benefits

- GU10 lamp included

Product features

- Set of 3 or 5 luminaires
- Housing material: metal

TECHNICAL DATA

Electrical data

Nominal wattage	2.60 W
Nominal voltage	220...240 V
Mains frequency	50...60 Hz
Nominal current	25.000 mA
Power factor λ	> 0.4
Protection class	II

Photometrical data

Luminous flux	230 lm
Total luminous flux of contained light sources	230 lm
Luminous efficacy	88 lm/W
Color temperature	2700 K
Light color (designation)	Warm White
Color rendering index Ra	≥80
Standard deviation of color matching	≤6 sdc _m
Luminous intensity	400 cd
Photobiological safety group acc. to EN62778	RG1
Beam angle	36 °

Dimensions & Weight

Diameter	80.00 mm
Height	95.00 mm
Product weight	130.00 g

SP SET 3X2.6W 2700K 230V GU10

Materials & Colors

Product color	White
Housing color	White
Body material	Steel
Mercury content	0.0 mg

Application & Mounting

Ambient temperature range	-20...+40 °C
---------------------------	--------------

Temperature range at storage	-20...+80 °C
Type of connection	Screw terminal
Type of protection	IP20
Dimmable	No
Mounting type	Recessed
Mounting location	Ceiling
Application environment	Indoor
Mounting diameter	60 mm
Mounting depth	140 mm
With light source	Yes
Replaceable light source	No
Holder designation	GU10

Lifespan

Lifespan L80/B10 at 25 °C	25000 h ¹⁾
Lifespan L80/B50 at 25 °C	25000 h
Number of switching cycles	100000

¹⁾ t[h]: L70 / B50 @ 25 °C (Ta), t[h]: L80 / B10 @ 25 °C (Ta), t[h]: L90 / B10 @ 25 °C (Ta)

Certificates & Standards

Standards	CE / UKCA
-----------	-----------

Additional product data

Number of illuminants	5
-----------------------	---


EQUIPMENT / ACCESSORIES




- Complete mounting and connecting accessories included

Safety advice

- All electrical connections must be made by a qualified person.
- Caution, risk of electric shock.
- The luminaires are not suitable for covering with thermally insulated material.
- Check wall-ceiling for suitability. If uncertain, seek professional advice.

DOWNLOAD DATA

Documents and certificates	Document name
 User instruction / safety instructions	SPOT ESSENTIAL SET

Documents and certificates		Document name
	Legal information	Safety insert G11222465
	Declarations of conformity	SP SET
	Declarations of conformity UKCA	SPOT ESSENTIAL SET

LOGISTICAL DATA

Product code	Packaging unit (Pieces/Unit)	Dimensions (length x width x height)	Gross weight	Volume
4099854482991	Folding box 5	80 mm x 190 mm x 250 mm	895.00 g	3.80 dm³
4099854483004	Shipping box 20	347 mm x 217 mm x 275 mm	3580.00 g	20.71 dm³

The mentioned product code describes the smallest quantity unit which can be ordered. One shipping unit can contain one or more single products. When placing an order, for the quantity please enter single or multiples of a shipping unit.

DISCLAIMER

Subject to change without notice. Errors and omission excepted. Always make sure to use the most recent release.